

Special Sale in Celebration of the Lunar Eclipse!

September 27 (Sunday)



Toad Toters

Buy the equivalent of 2 yards of fabric and you'll get a precut "Blood Moon" wall hanging kit.

Non Toad Toters

"Blood Moon" kits will be available 20% off.

Book Sale!

We have too many books. 25% off all books from September 19-30. Help me get the books off the cutting table!



If you work with fabric & color, you probably know what a tetrad is: 4 colors, evenly spaced around the color wheel.

When it comes to moons, it means 4 consecutive total eclipses in a series. The first was

April 15, 2014, then October 8, 2014, then April 4, 2015, and the last, September 27, 2015. This will also be a blood moon, meaning, the moon will appear red-caused mainly by the sun reflecting off the atmosphere. Or another way to put it: The moon will just be rising when it goes into eclipse. That means it's big & red. That's my scientific explanation. So all of this means-you gotta go out & watch the moon rise! Here is the schedule (within a minute or so):

Event	Time in Cheyenne*	Visible in Cheyenne
Penumbral Eclipse begins	Sep 27 at 6:11 PM	No, below horizon
Partial Eclipse begins	Sep 27 at 7:07 PM	Yes
Full Eclipse begins	Sep 27 at 8:11 PM	Yes
Maximum Eclipse	Sep 27 at 8:47 PM	Yes
Full Eclipse ends	Sep 27 at 9:23 PM	Yes
Partial Eclipse ends	Sep 27 at 10:27 PM	Yes
Penumbral Eclipse ends	Sep 27 at 11:22 PM	Yes

* The Moon is below the horizon in Cheyenne some of the time, so that part of the eclipse is not visible.

Total duration of the eclipse is 5 hours, 11 minutes.

Total duration of the partial phases is 2 hours, 8 minutes.

Duration of the full eclipse is 1 hour, 12 minutes.

September 25, 2015

I never used to admit to this kind of stuff. It wasn't that I was embarrassed, actually, I just figured these things didn't happen to other people. Silly me. It's just that most people don't admit to these things. You know what I'm talking about-I write about it weekly.

Anyway, I am semi blonde, so this was my semi blonde moment of the week: Monday I had a board meeting. This meeting is usually at the library, which is great because - well, it's a library after all. I'm late leaving the store because I was putting borders on my English paper pieced quilt--which I didn't get quite finished. I locked up, passed another board member on the sidewalk without seeing her and headed to my car. (That's a clue, BTW.)

And although I'm a little late, I needed to get gas. I'm on more than empty and I was afraid that if I waited until after the meeting, I could run out and be stranded. Because... I don't have my phone. Left it at home. And going up to a stranger's house to use the phone, well, that won't work because all of my numbers are stored in my phone. I can remember my first phone number of the house where I grew up, but now I can barely remember my own cell phone, let alone friends' numbers. And that, BTW, wasn't the blonde moment.

The parking lot at the gas station was a little tricky-too many cars, all going different directions, too little space. Then, once I got to the pump, I couldn't get the machine to read my super saver card. The reader is narrow, but the bar code on the card is on the wide part of the card. No matter how I turned the card, the little laser scanner couldn't

pick up the number. The bar strip reader (slide it in & out quickly reader) wouldn't read the card either. I gave up, swiped the debit card to pay for gas, started pumping & went inside for a snack & pop.

Inside the shop, I asked the clerk how to make the card reader work. Her explanation made no sense, but she said she could give me the discount. She wanted to know which pump, I told her, and she said, "You're already fueling." "Yes," I said tentatively. "Well, I can't do it now," she said. Sigh. And that was not the blonde moment.

When I got to the library, I went to meeting room on the third floor...and it's dark. Hmm. Maybe we're on the 2nd floor, I tell myself. I turned around, and spied another board member.

"Shelia, are we meeting downstairs?"


"No, we're meeting at your shop."

Pause.

"Oh. Well, I'm not there," I said with a straight face.







Shelia started to giggle, as did one of the librarians behind us & listening in to the conversation. Shelia, who had a phone, sent a text to the board members who were by now standing outside the shop, waiting for me to open. Including the board member whom I had passed on the sidewalk-she had gone next door to get a sandwich & didn't realize I was leaving.


And that was the blonde moment of the week. If I had read the reminder notice, I could have stayed at the shop & finished mitering the borders on my quilt. And of course, that was my first thought-not that I had left board members stranded outside my shop.




LITTLE HOUSE ON THE PRAIRIE FABRIC IS COMING!

Flowers Collection:






7949: Y, P, T



7949: B, G

Walnut Grove Collection:



7954: N, TK, RN



7953: T, R, N



7955: N, R, T



7956: N, R, TL



7958: TL, NL, RL

7957: NR, TK, RO

Icons:



7923: G, L



7925: L, R



7924: L, B



7926: Y, L



7982: L, B, R



7983: N

LITTLE HOUSE ON THE PRAIRIE QUILTS!



We will be highlighting 5 quilts (see 4 of them below) to go with the Little House collection. In the store, you will see a Log Cabin quilt (sample is done with one of the first Thimbleberries collection); a Bear's Paw quilt (done with Smithsonian fabrics); a Flying Geese quilt (done with Downton Abbey fabrics) and a Churn Dash--fabric line yet to be decided. We will have these quilts hung to show the patterns, and later, once the fabric arrives, we will have quilts made with the fabrics.

Fabric will be \$11.80 per yard. Fat quarter bundles of the Flowers: \$69. Walnut Grove: \$54. Icons: \$36. Bundle of all fats: \$159.


If you are interested in getting any of the fabrics, we will take pre paid orders. Fat quarter bundles will do at least two quilts. Additional fabrics will be needed for borders and backgrounds.

Log Cabin Quilt 90" X 90": 4-5 yards each of light & dark fabrics. Center: 1/4 yd. Borders: Inner: 1 yard. Outer (to go with the 9 patches) 1 3/8-2yards (if using a stripe).

Translate to LHOP fabrics: 1 fat quarter bundle of flowers for darks. 4-5 yards of lights (choose Walnut Grove lights & some lights from the Icons). Center: 1/4 yard of a red or a yellow (from Flowers collection). Inner Border: Your choice, 1 yard (pink from Flowers collection). Outer border (to border out the 9-patches) 1 3/8 yard. Picture shows a stripe from Walnut Grove.




Bears Paw Quilt 81" X 93": Background (for blocks & sashing) 3 1/8 yards (Walnut Grove light print). Blue for blocks (Flowers collection): 2 1/8 yards. Inner border (stripe from Walnut Grove): 1 1/2 yards. Yellow for centers (from Flowers): 1/8 yard. Outside border (LOG, length of grain) 2 1/2 yards (fabric shown from Flowers).



Churn Dash 77" x 5/8 yard. Yellow 1/4 yard. Blue border: 2 borders: 1 3/8 yard. 3/8 flowers and 9 fats of the


Translate to LHOP (from Walnut Grove). yards (from Flowers, collection of fats from both



77": White background: background for blocks: 2 1/4 yard (LOG). Inner yard cuts of 6 of the small darker flowers.


fabrics: Background 5/8 Yellow background 2 1/4 7950Y). Churn Dash fabrics: collection.

Flying Geese 58" X 72": Background: 1 1/8 yard.
Stripe for inner sashings: 1 1/4" or 2 yards LOG. Border
1 3/4 (LOG). Inner border: 7/8 y ard. 25 fats for the
geese.




WHAT'S NEW!!

From Timeless Treasures: Judy Niemeyer: Winter, Reclaiming the West series.
Be warned: This came in on Wednesday. We have sold quite a bit of the blues. This
won't stay in the store long.





From Andover: Mr. Chillingsworth Spooky Ride & Bicycle Race:




From Timeless: another Wicked fabric (more should be coming):



From Alexander Henry



Hoffman Batiks (not all , but a good majority):



September Classes & Special Events

Beginning Quilting Sun. 1-4, Sept 13, 20, 27; Oct11, 18, 25; Nov.8, 15

OR

Wednesdays: 6-9 Sept 16, 23, 30; Oct7, 14, 21, 28; Nov. 4

\$65 Barb Boyer

This comprehensive 8-week course will introduce to you almost everything you need to know about piecing a quilt top. Along the way you will learn about color, batting, thread, machines and various techniques to give you the skills to make almost any quilt.

Rescheduled Friday Nighters Fri. Oct. 2 5:30-? \$10

Barb Boyer

This class will help you get organized for Christmas 2014 -- or just help you get things

done. You give me a list of your "to dos" or unfinished projects you want to finish and then each month I check off what you've completed. Trust me. If you need incentive to stay on track, this is it. You can bring your sewing machine or do hand work.

Ombre' Lonestar Sat Sept 26, 10:30-5 \$20 Sue Frerich

This quilt uses ombre fabrics and half square triangles to make a stunning Lone Star Quilt. No set in seams! You can use any fabrics, but we have the ombres in the store.



October Classes & Special Events

Arcadia Avenue Oct. 1, 15; Nov. 5 & 19; Dec. 3 & 17 ongoing

Finish Your Quilt Sale Oct 3, Nov 7, Dec 5

Bring your finished quilt top to the store, and we'll help you find the perfect back and binding. Plus, we'll give you 20% off your backing, binding and/or batting. It's time to finish your quilts!

Block of the Month Sat. October 3, 10:30-11:15 FREE

Barb Boyer

Join at any time. You get a free fat quarter if you come to class with the previous month's completed block. This year we're making a neutrally colored quilt (tans, taupes, greys, etc.)-come to class in January to see an example.

Chit Chat Quilt Sat. Oct. 3, 1:30-3:30 ongoing

Monthly Minis First Saturday of the Month, Jan-Dec. 4-6 ongoing

Finish Your Quilt Sale Oct 3, Nov 7, Dec 5

Bring your finished quilt top to the store, and we'll help you find the perfect back and binding. Plus, we'll give you 20% off your backing, binding and/or batting. It's time to finish your quilts!

Beginning Quilting Sun. 1-4, Oct 11, 18, 25; Nov. 8, 15

OR

Wednesdays: 6-9 Oct 7, 14, 21, 28; Nov. 4 \$65 Barb Boyer

Knit Pickers' Club Thurs. Oct. 8, 6-8:30 Carol Moler

Every second Thursday, we're getting together to practice our knitting. The Club is open to all skill levels. We want to share what we've learned, find new patterns, and simply just sit and knit. You can start simply by making a dishcloth. Carol will teach you the essentials to get you started. For those of you who already know how to knit, you can still join the club--it's time for you to simply sit & knit & share ideas.

Hand Embroidery Club Sat. Oct. 10, 10-noon FREE

Kathy Sconce

(Club normally meets the 2nd Sat. of each month from 10-noon)

This year we're doing birds-state birds. We will have between 40-50 birds (some states use the same bird) for you to stitch. Various setting for turning the birds into a quilt will be provided. Color suggestions for the birds will also be offered. As a bonus, you will get the state outlines, state flowers, and other patterns to compliment the birds. You can join anytime.

Bermuda Sunrise Sat. Oct. 10, 1-5 & Sat. Oct. 31, 10:30-5 \$20
Sue Frerich

This richly rainbow colored water color looking-should I go on with the adjectives? It is a beautiful quilt that will brighten any room. Use tone on tones, batiks or a mixture. It is simply pieced, but complex in its color.



Vines & Berries-Appliqued Table Runner

Wed. Oct. 14 & 28 (additional classes, if needed) 1-4

Sandra Freeburg \$25

Is a large appliqued quilt too daunting? Try your skill at the beautiful table runner, pattern by Edyta Sitar. You must take the Back Basting Class before taking this quilt, as a knowledge of back basting is essential to making this table runner. Skills learned will include circles, vines, and pin point tips for leaves.



Let's Finish Downton Abbey!

Thurs Oct 15, Nov 19 ongoing

Turkey Table Topper Sat. Oct. 17. 1-6 Barb Boyer \$20

This gobbler will be a show stopper on your table for Thanksgiving. However, you need to sign up at least 2 weeks in advance to guarantee a kit, which is the only way this turkey is sewn. The kit comes from Happy Hollow designs and combines fusing and sewing to create this dimensional quilt.



Disappearing 9-patch Triangles Sat. Oct. 24, 10:30-5 \$20

Barb Boyer

This spin off from the Disappearing 9-Patch pattern, combines 9-patches & half square triangles. You can use all precuts (5" squares & 10" squares) or cut your own. Pattern will be provided in class. Sample is done with Hoffman 5" squares and ¼ yard cuts of 8-10 additional batiks. Mitered borders will also be covered in class.



Bertie's Year Last Friday of the month, 1-4

Bertie's Year is a small wall hanging, (or you can make each block into a mini quilt for display each month). Bertie is done in flannels and wool (kit only includes flannel). Bertie (the bird) and friends (squirrel, pumpkins) are appliqued with crazy quilt embroidery embellishments.

Friday Nighters Fri. Oct.30 5:30-? \$10 Barb Boyer

This class will help you get organized for Christmas 2015 -- or just help you get things done. You give me a list of your "to dos" or unfinished projects you want to finish and then each month I check off what you've completed. Trust me. If you need incentive to stay on track, this is it. You can bring your sewing machine or do hand work.

September 2015

Sunday	Monday	Tuesday	Wednesday	Thursday	Friday	Saturday
		1	2	3	4 Open Sew 1-4	5 BOM 10:30-11:30 Chit Chat Quilt 1:30-3:30 Monthly Minis 4-6
6 CLOSED	7 Labor Day Special: BQ4: Working with	8	9	10 Knit Pickers' Club 6-8:30	11	12 Embroidery Club 10-noon License Plate Tote 1-

	Panels 10:30-5					6
13 Beginning Quilt 1-4	14	15	16 Beginning Quilt 6- 8:30	17 Arcadia Avenue 6-8:30	18 Open Sew1-4	19Hallowee n I-Spy 10:30-5
20 Beginning Quilt 1-4	21	22	23 Back Basting 1-4 Beginning Quilt 6-8:30	24Let's Finish Downto n Abbey 1-4	25 Bertie' s Year 1-4 Friday Nighters 5:30 -?	26 Lone Star 10:30-5
27 Beginning Quilt 1-4 Full Moon	28	29	30Beginning Quilt 6-8:30			

October 2015

Sunday Monday Tuesday Wednesday Thursday Friday Saturday

				1 Arcadia Avenue 6- 8:30	2 Open Sew 1- 4	3 BOM 10:30-11:30 Chit Chat Quilt 1:30- 3:30 Monthly Minis 4- 6
4 CLOSED	5	6	7 Beginning Quilt 6-8:30	8 Knit Pickers' Club 6- 8:30	9	10 Embroidery Club 10-noon Bermuda Sunrise 1-5
11 Beginning Quilt 1-4	12	13	14 Vine & Berries, Back Basting Applique Table Runner 1- 4 Beginning Quilt 6- 8:30	15 Let's Finish Downton Abbey 1-4 Arcadia Avenue 6- 8:30	16 Open Sew 1- 4	17 Turkey TableTopper 1-6
18 Beginning Quilt 1-4	19	20	21 Beginning Quilt 6- 8:30	22	23	24 Disappearing 9-patch triangles 10:30- 5

25 Beginning Quilt 1-4	26	27 Full Moon	28 Vine & Berries, Back Basting Applique Table Runner 1- 4 Beginning Quilt 6- 8:30	29	30 Bertie's Year 1-4 Friday Nighters 5:30 -?	31 Bermuda Sunrise 10:30-5

HAND APPLIQUE CLUB

This is a get-together & stitch class. Many of us are trying hand applique these days-- patterns are calling for a lot more applique. The club is designed for quilters who already do some hand applique, but beginners are welcome as well. We will share techniques, suggest patterns, talk about threads and, in general, just stitch. A little quiet time away from the distractions of home is what we need to get our projects done.

HAND EMBROIDERY CLUB

If you want to learn to hand embroider or just brush up your technique, join us on the second Saturday of the month from 10 to noon. We provide free vintage patterns, and this year we will have free patterns of girls with hats, that you can embroider, embellish and color. Each month Kathy Sconce shows us a new stitch to try, plus, she guides us through thread choices, how to knot, fabrics to use, and tracing techniques.

Knit Pickin' Club

This is another get-together class to sit & knit, work on our projects, share information and get some help. We will share techniques, suggest patterns, but mainly we'll sit & knit (or pick).

Toad Toters

On full moon days (as noted in the calendar) you will get 20% off all purchases (not otherwise discounted) that you can fit in your bag. You must bring your bag to participate. Full Moon Days: September 27; October 27; November 25; December 25 (I'll figure something out. I'm not coming in on Christmas).

Discount Policy

We will honor only one discount -- whichever is largest. You can't combine a 10% with a 25% discount to get a 35% discount. On this we can't be bribed.

Color of the Month

September orange/yellow; October green; November flannels; December red.